



RPR®

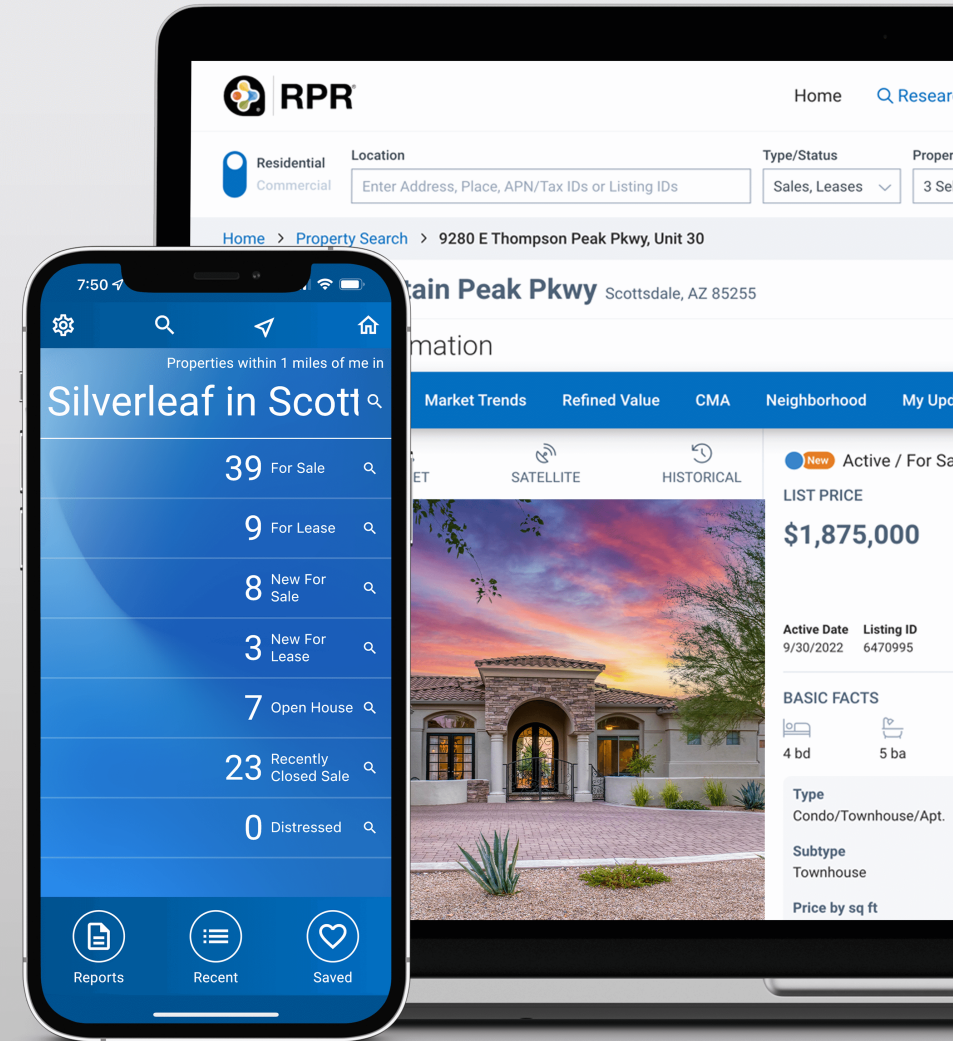
Webinar

RPR's Hyper-Local Shareable Market Trends

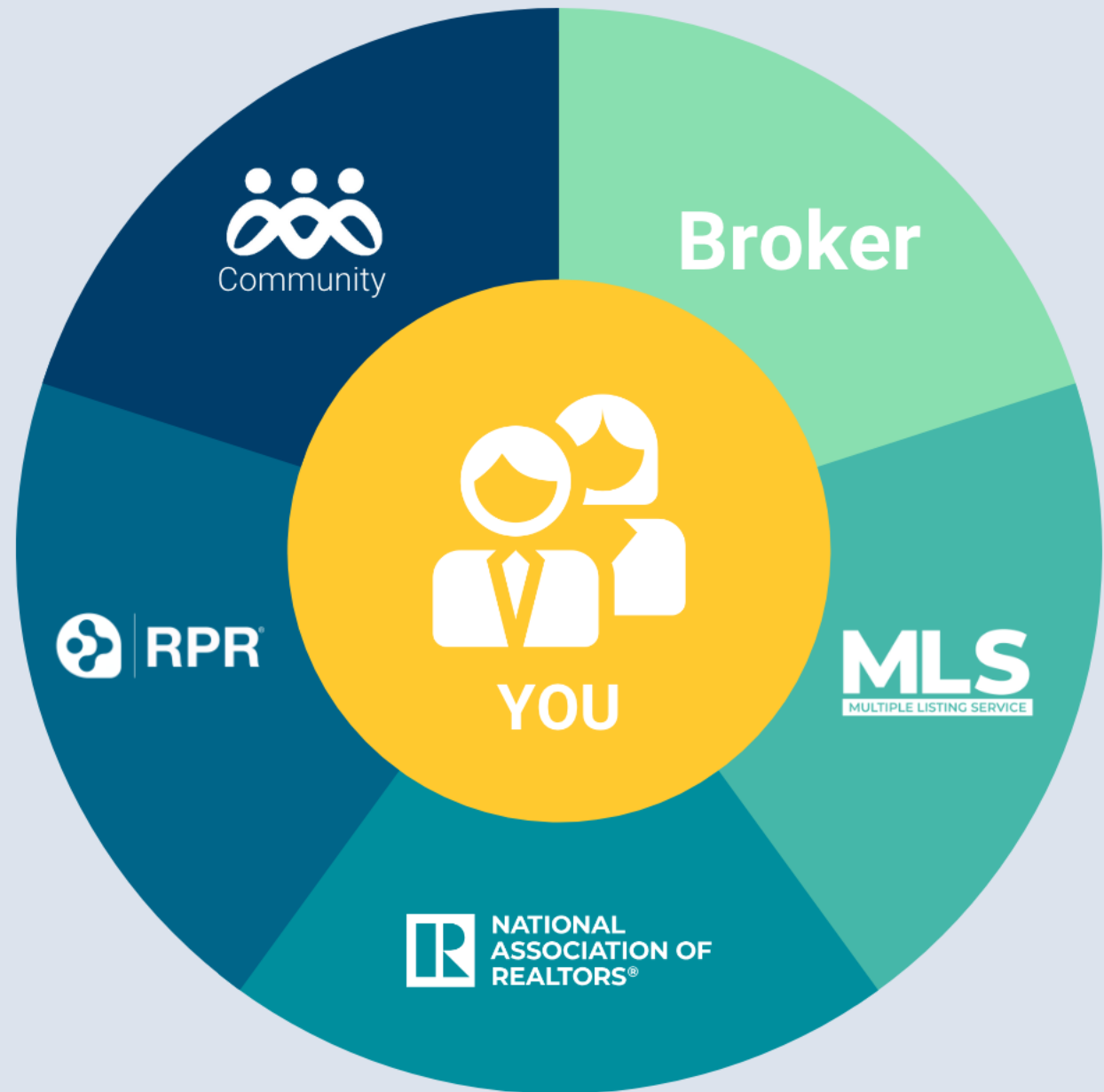
narrpr.com

What is RPR?

- NAR's technology company
- Wholly owned subsidiary
- National parcel-centric database for residential and commercial properties
- Built exclusively for REALTORS®
- No additional charge to REALTORS®
- No consumer access



Where does RPR fit into your real estate business model?



Agenda

- **Shareable Market Trends!**
 - Prospect for new clients
 - Keep in touch with previous clients
 - Solidify your position as a local neighborhood expert
 - Mobile app sharing
 - Shareables
 - Market Trends
 - Neighborhood Summary
 - Reports

The Need for Research

- Property History
- Neighborhood Insights
- School Data
- Identifying Market Trends
- Consumer Outreach
- Value to Clients and Customers



Value to Clients & Customers

● Historical Knowledge

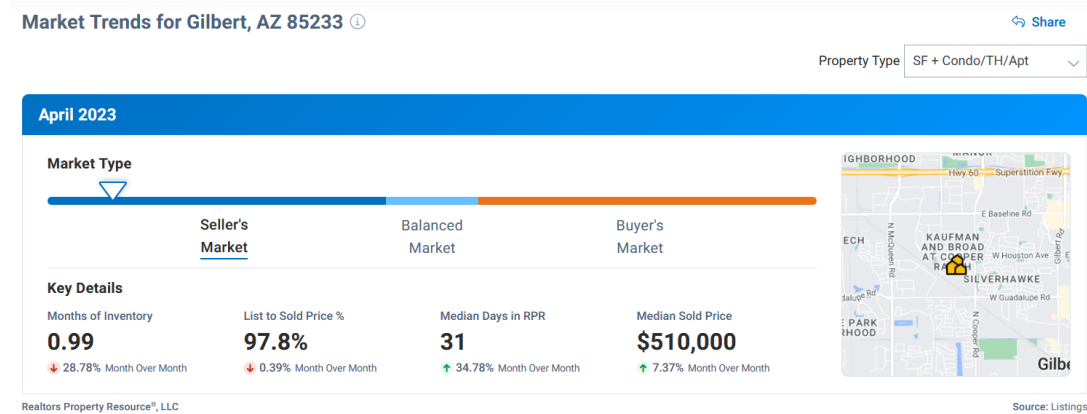
- Puts you in a position for providing guidance on listing and offer prices

● Market Awareness

- Demonstrates the currency of your market acumen

Identifying Market Trends

- Property Type analysis
- Home Value vs Median Listing Price
- Listing Inventory snapshot
- Distressed inventory



Neighborhood Insights



➤ Housing Stats

➤ People

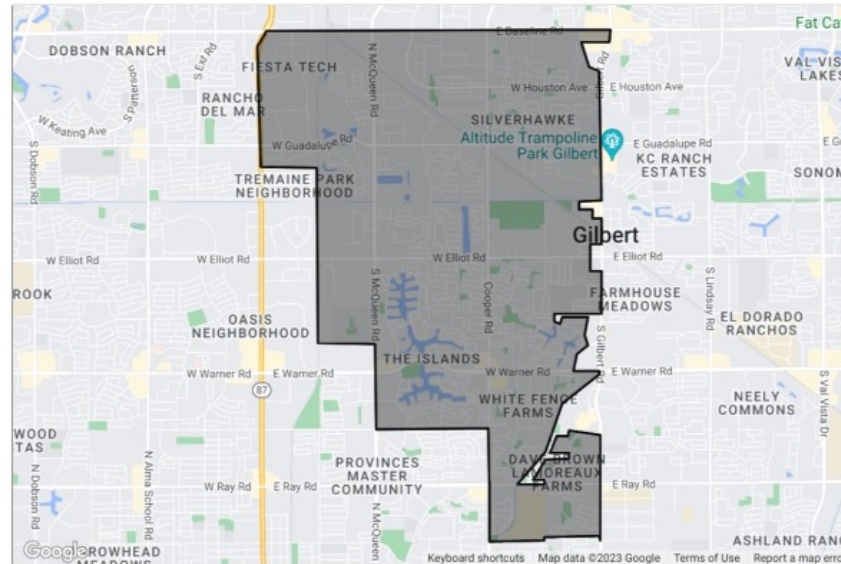
➤ Economy

➤ Quality of Life

➤ Compare nearby neighborhoods

NEIGHBORHOOD REPORT

Gilbert, AZ 85233



Presented by
Janelle Vann | Realtors Property Resource



Mobile: (813) 842-7271

Main: janellev@narrpr.com | Main: janellev@narrpr.com
Office: bestagentever.com | Office: bestagentever.com



RPR did the work for you

- Free templates
- Easy to edit
- Add your local Market Trends
- Publish & Share
- rpr.me/social-market-updates

Canva.com

All Instagram / Facebook Postcard Presentation

- ✓ social media
- ✓ graphics
- ✓ presentations
- ✓ posters
- ✓ documents
- ✓ Videos
- ✓ Logos



REAL ESTATE. CONTACT US +123-456-7890

Market Type

Seller's Market | Balanced Market | Buyer's Market

March, 2023

Months of Inventory	List to Sold Price %	Median Days in RPR	Median Sold Price
3.57	97.5%	53	\$1,215,000
4.00% MoM	1.00% MoM	0.00% MoM	0.20% MoM

Realtors Property Resources, LLC

+123-456-7890 | www.realtygreatsite.com | hello@realtygreatsite.com

REAL ESTATE.

March, 2023

Months of Inventory	List to Sold Price %	Median Days in RPR	Median Sold Price
3.57	97.5%	53	\$1,215,000
4.00% MoM	1.00% MoM	0.00% MoM	0.20% MoM

Realtors Property Resources, LLC

+123-456-7890 | www.realtygreatsite.com | hello@realtygreatsite.com

Name: Kelly Example
Email: email@example.com
Phone: (123) 456-7890

REAL ESTATE.

Key Details

Months of Inventory	List to Sold Price %	Median Days in RPR	Median Sold Price
3.57	97.5%	53	\$1,215,000
4.00% MoM	1.00% MoM	0.00% MoM	0.20% MoM

Kimberly Nguyen
Real Estate Agent

+123-456-7890
@realtygreatsite

REAL ESTATE.

Market Type

Seller's Market | Balanced Market | Buyer's Market

March, 2023

Months of Inventory	List to Sold Price %	Median Days in RPR	Median Sold Price
3.57	97.5%	53	\$1,215,000
4.00% MoM	1.00% MoM	0.00% MoM	0.20% MoM

Realtors Property Resources, LLC

+123-456-7890 | www.realtygreatsite.com | hello@realtygreatsite.com

REAL ESTATE.

Key Details

Months of Inventory	List to Sold Price %	Median Days in RPR	Median Sold Price
3.57	97.5%	53	\$1,215,000
4.00% MoM	1.00% MoM	0.00% MoM	0.20% MoM

Market Type

Seller's Market | Balanced Market | Buyer's Market

Parker Brudny
Real Estate Agent

+123-456-7890
@realtygreatsite

REAL ESTATE. CONTACT US +123-456-7890

Market Trends for DC Ranch in Scottsdale, AZ

February 2023

Market Type

Seller's Market | Balanced Market | Buyer's Market

Key Details

Months of Inventory	List to Sold Price %	Median Days in RPR	Median Sold Price
5.37	97.1%	55	\$2,425,000
0.00% MoM	0.00% MoM	0.00% MoM	0.00% MoM

Realtors Property Resources, LLC

+123-456-7890 | www.realtygreatsite.com | hello@realtygreatsite.com



Let's Take a Look



Download the
RPR Mobile™ App.



RPR Mobile™

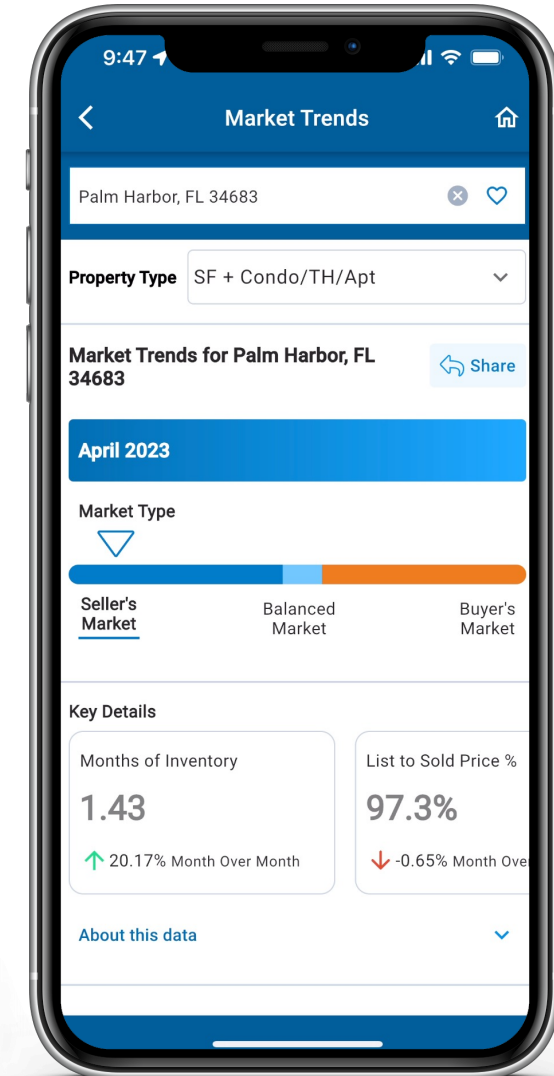
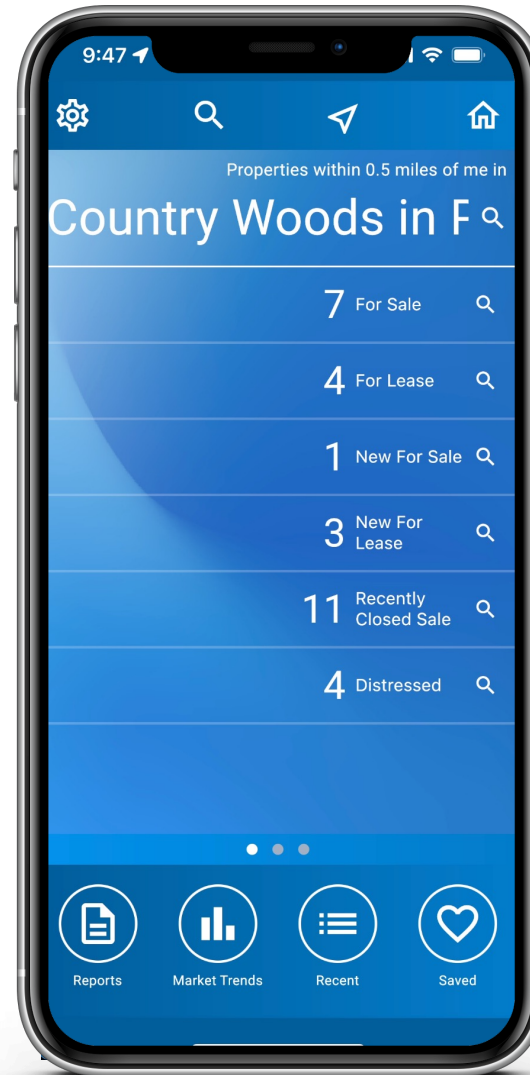
- Market Trends
- By Location
- By Defined Area
- Sharable
 - Facebook
 - Instagram
 - And more...



View Trends

● By Location

- Home Page
- Market Trends



View Trends

● By Defined Area

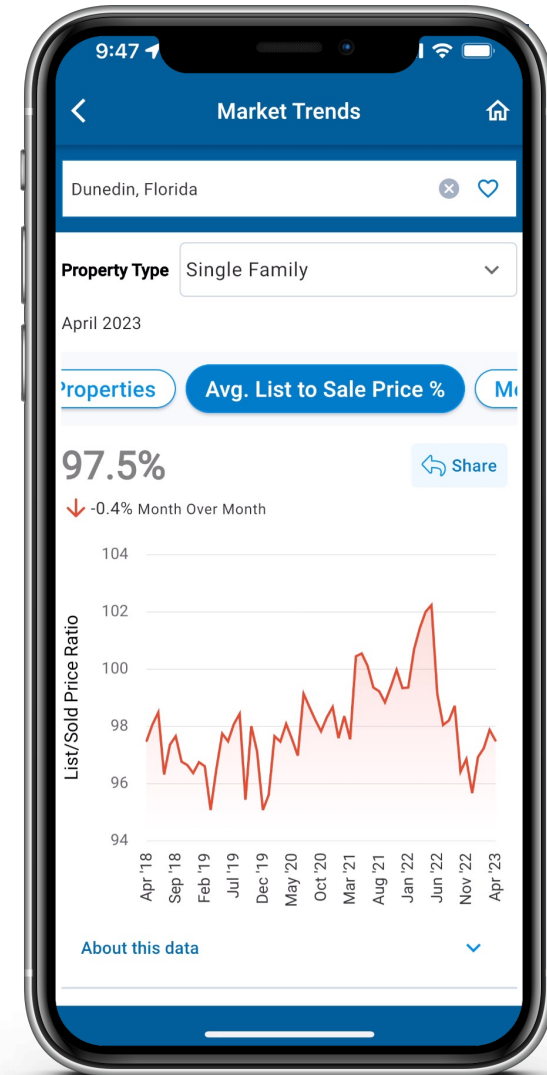
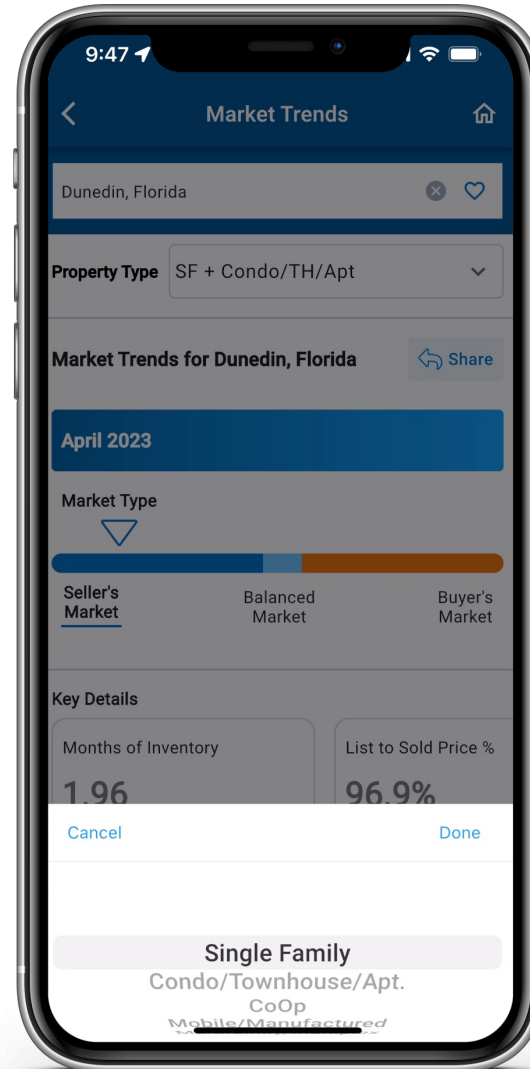
- Home Page
- Market Trends
- Enter City, Zip, or Neighborhood in top bar
- Search



Market Trends

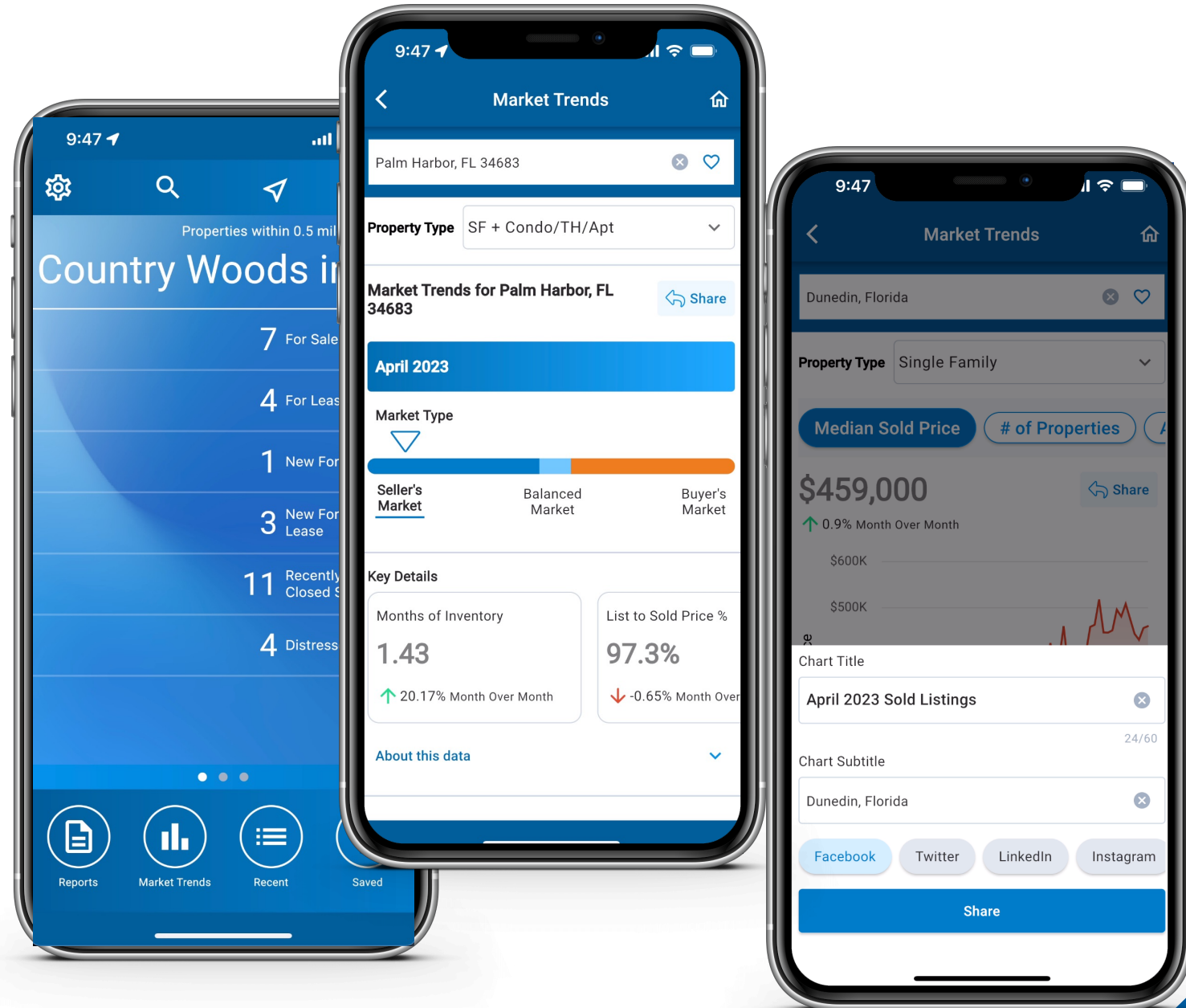
● Customize

- Property Type
- Graph Trend
 - Inventory
 - Sales Data
 - Public Record Sales
 - Property Values



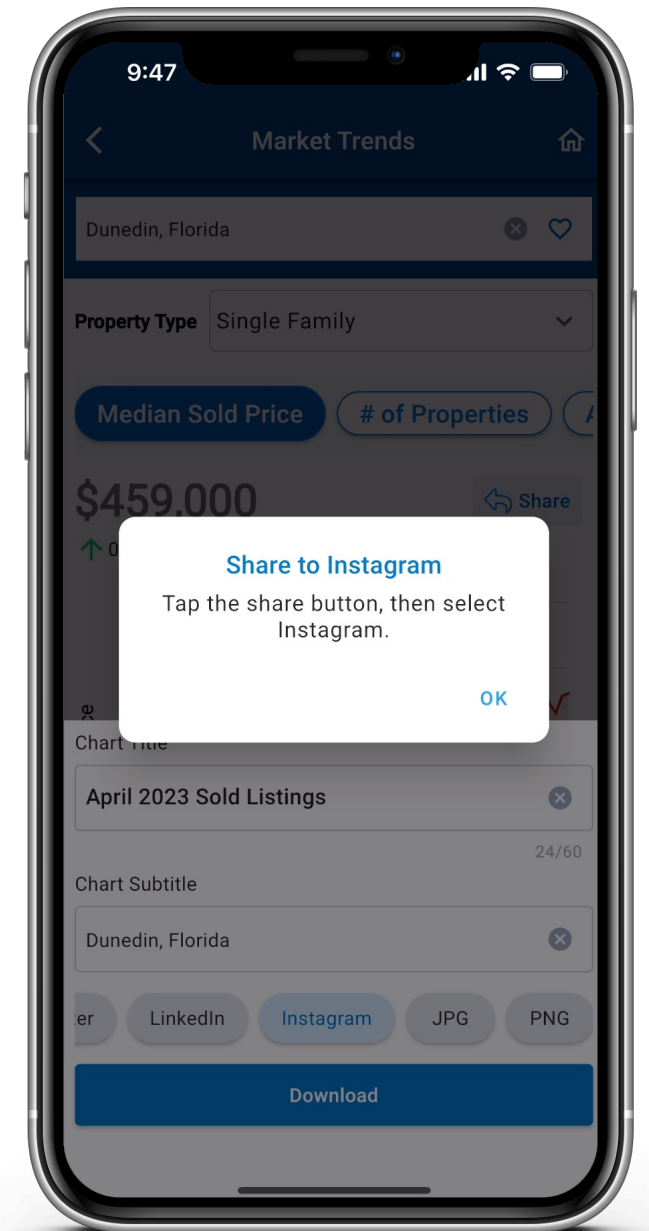
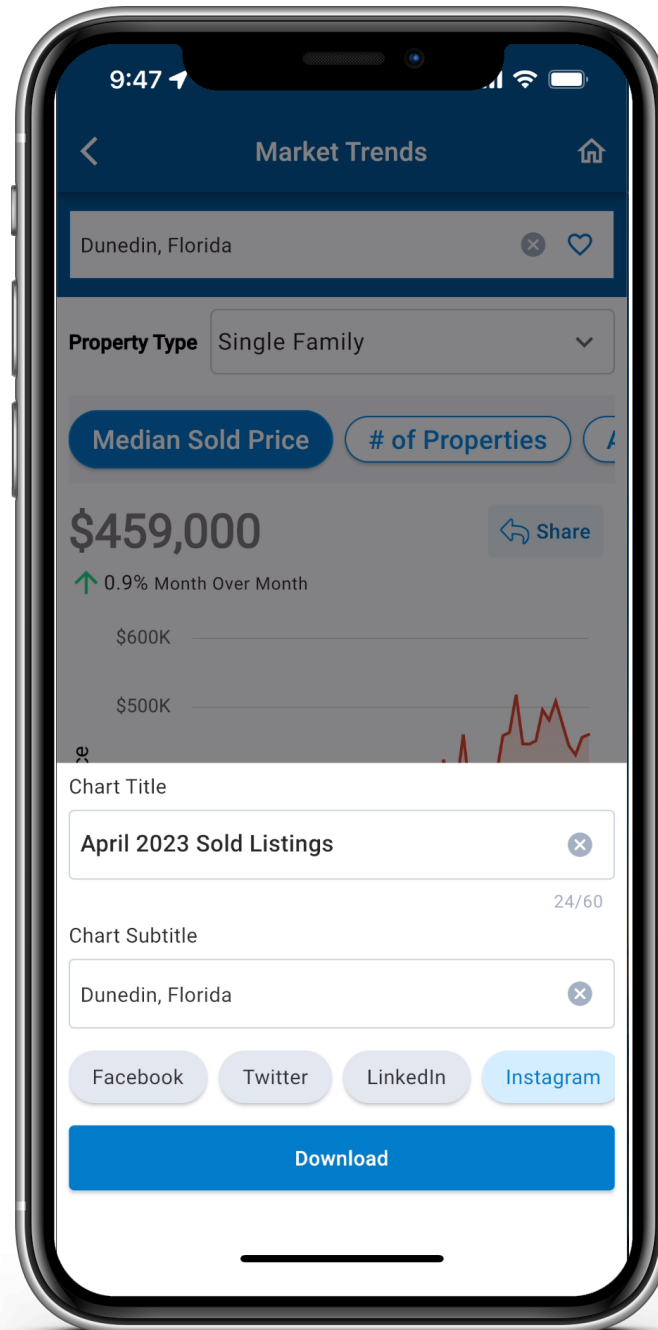
Share Trends

- Select Graph
- Click Share
- Customize Title
- Customize Subtitle
- Select Media
- Post!



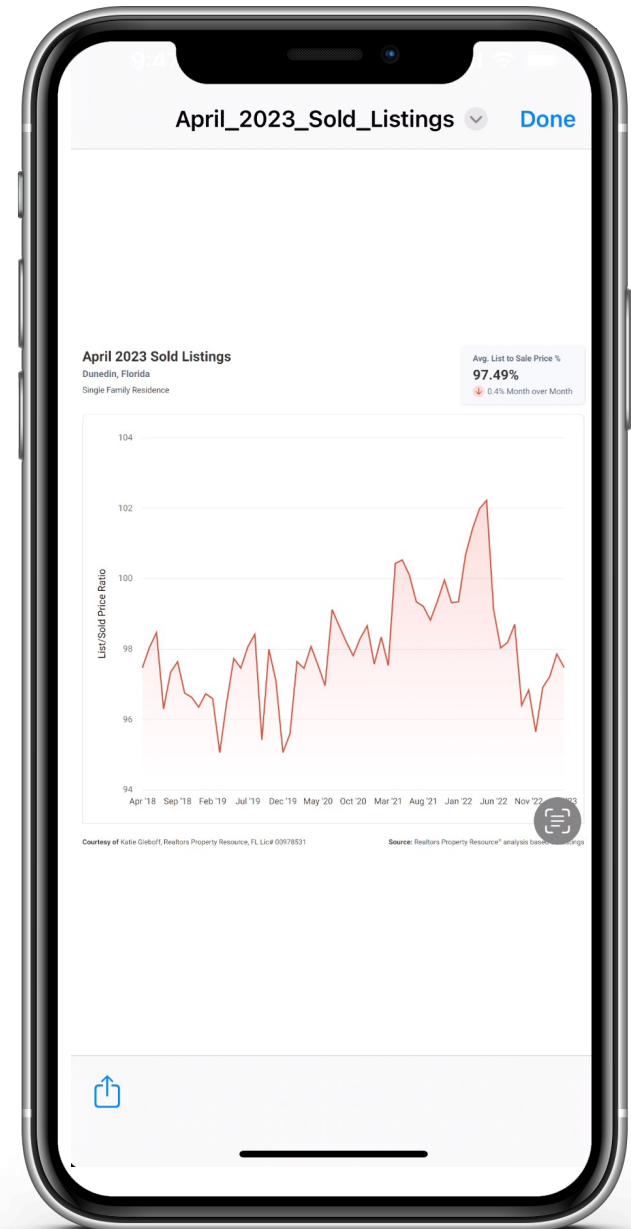
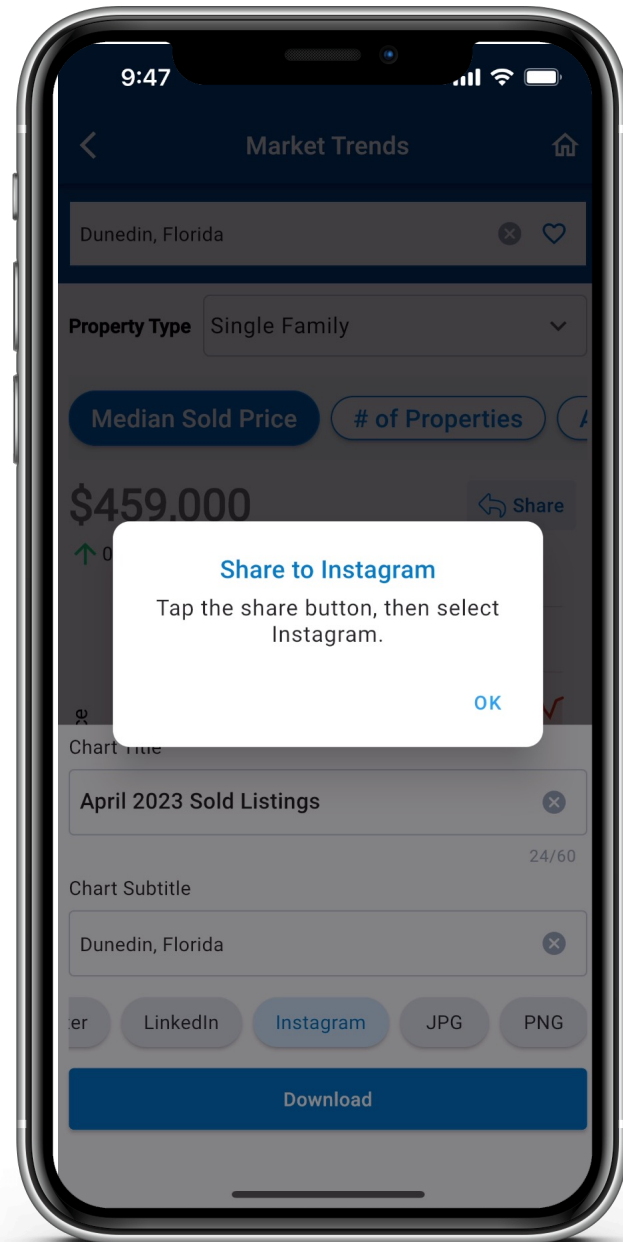

Instagram

- Select Graph
- Click Share
- Customize Title
- Customize Subtitle
- Select Instagram
- Download



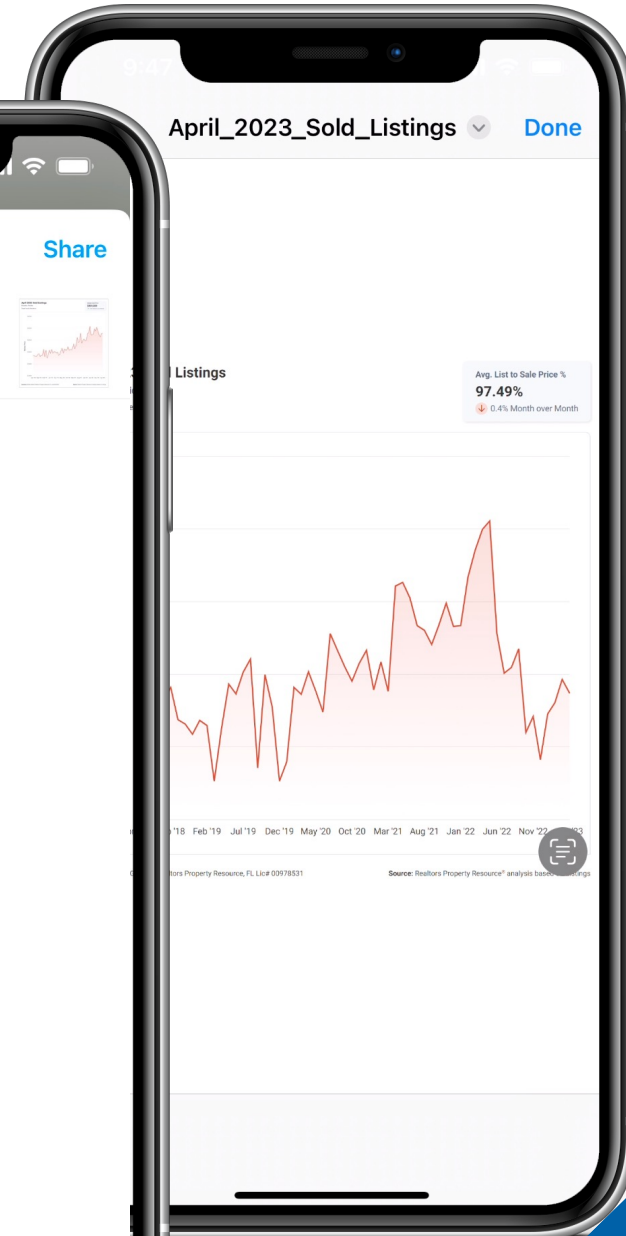
Instagram

- Click – OK
- Select Share



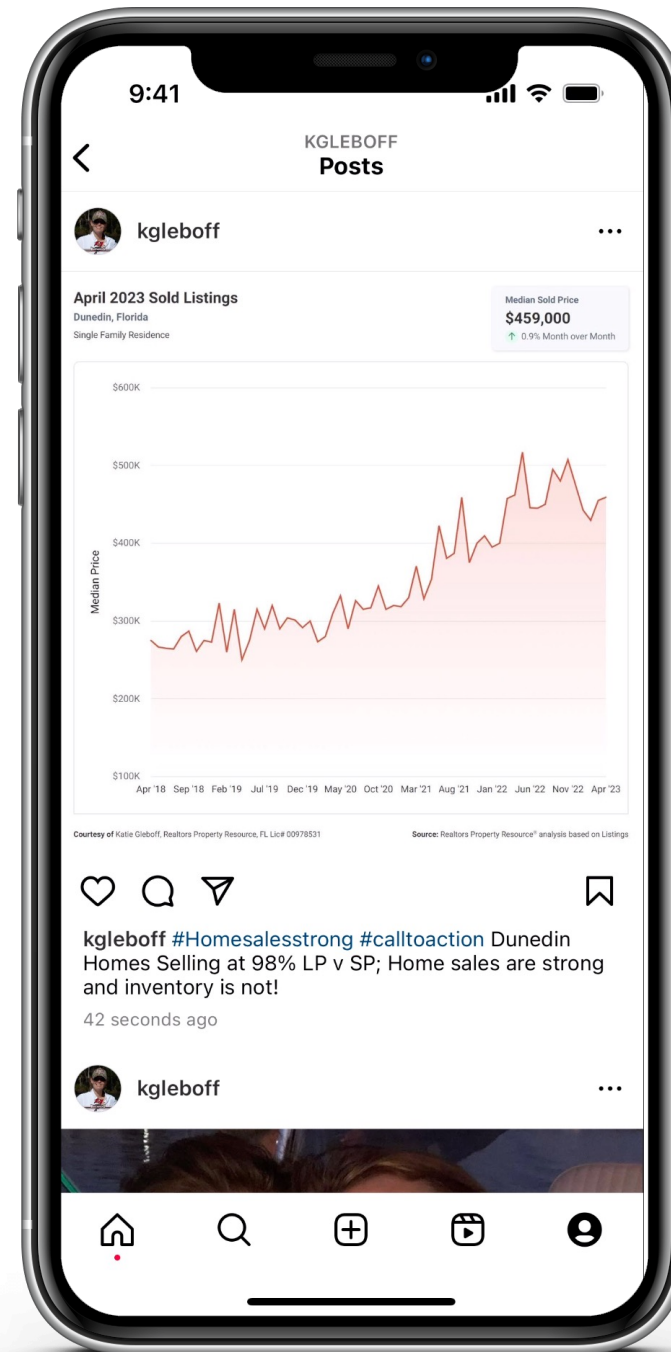
Instagram

- Type Caption
- Click “Ok”
- Share
- Done



Instagram

- Open Instagram
- Go to Feed
- Check Post!



RPR Mobile™ App: Instantly Create & Share Client Friendly Reports

