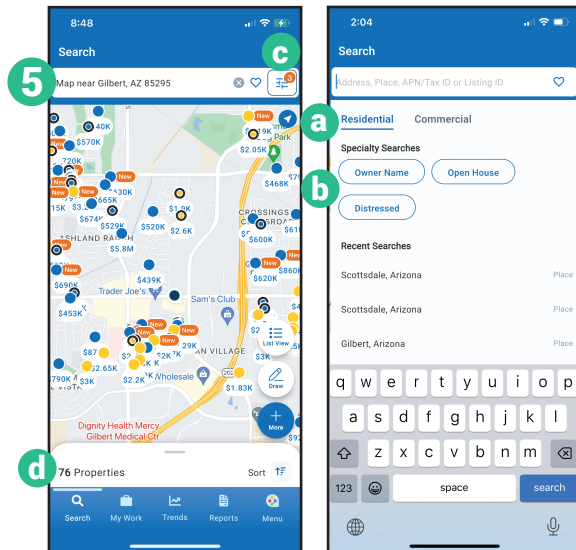
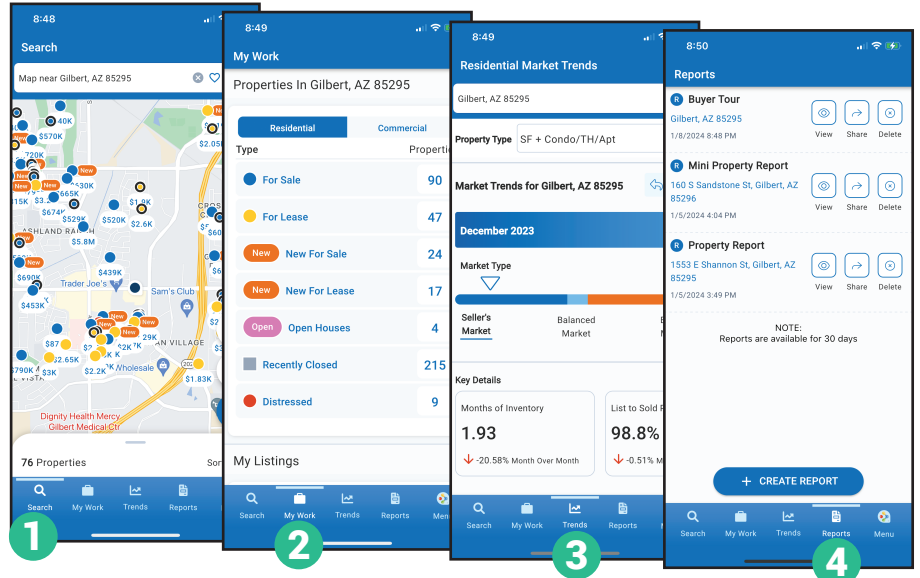


Printable: RPR app

What's available on the RPR app home screen?


- 1 **Search** - The home screen welcomes you with an interactive map, ready for search.
- 2 **My Work** - View Residential and Commercial properties within the city you are located in. View current and previous listings, saved properties, searches, and notes as well as recent properties and searches.
- 3 **Trends** - View Residential Market Trends for any area.
- 4 **Reports** - Create, Share, and View reports.

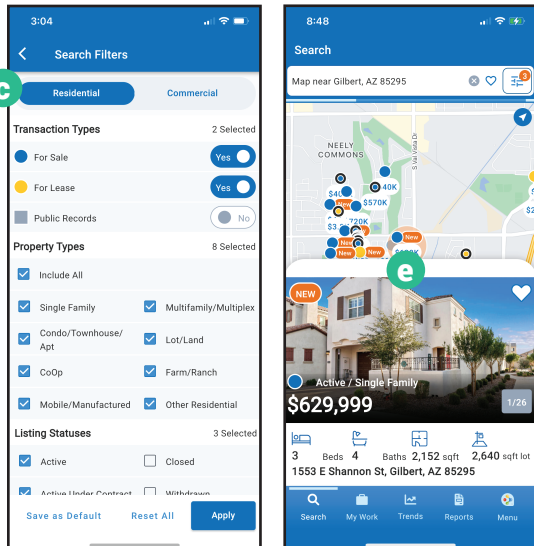


PRO TIP

Download the RPR app on your phone through the Google Play or App Store.

How do I search for a property on the app?

- 5 From the Search screen, tap the search field and enter an area.
 - a Choose *Residential* or *Commercial*.
 - b Use the *Specialty Searches* to quickly filter by *Owner Name*, *Open House*, or *Distressed*.
 - c Select  to filter down your results.
 - d Pinch and zoom on the map to close in on your area.
 - e Swipe up to view properties in a list.
 - f Tap on a map pin to view a property. Tap again to view the full property details.



What Property Details can I view on the RPR app?

1 Photos (swipe through to see all photos, click in to scroll through on media viewer):
Satellite, Street, & Map View
Virtual Tour & Historical Photos
Schools
POIs

2 Property Status & List Price including the Realtors Valuation Model® (RVM®)

3 RVM Details including confidence score

4 Basic Facts
Description
Location Details:
View All Map Layers
Flood Zone
Walkability Score

7 Property Facts

8 Pricing Tools:
List Price
CMA Value
Seller's Net Sheet
Estimated Equity

9 Mortgage Calculator

10 Additional Resources

11 Agent Info:
Phone / Email Address
Agent Remarks

12 Listing Details:
Listing ID
Listing Source

13 Finance Info

14 Interior & Exterior Features

15 Schools

16 Owner Facts

17 Legal Description

18 Public Records History:
Deed
Mortgage
Tax

19 AARP Livability Index

20 Prior Sales Transactions

21 Median Estimated Home Value

- 1** Listing photos (swipe through to see all photos, click in to scroll through on media viewer):
Satellite, Street, & Map View
Virtual Tour & Historical Photos
Schools
POIs
- 2** Property Status & List Price including the Realtors Valuation Model® (RVM®)
- 3** RVM Details including confidence score
- 4** Basic Facts
- 5** Description
- 6** Location Details:
View All Map Layers
Flood Zone
Walkability Score
- 7** Property Facts
- 8** Pricing Tools:
List Price
CMA Value
Seller's Net Sheet
Estimated Equity
- 9** Mortgage Calculator
- 10** Additional Resources
- 11** Agent Info:
Phone / Email Address
Agent Remarks
- 12** Listing Details:
Listing ID
Listing Source
- 13** Finance Info
- 14** Interior & Exterior Features
- 15** Listing History
- 16** Owner Facts
- 17** Legal Description
- 18** Public Records History:
Deed
Mortgage
Tax
- 19** AARP Livability Index
- 20** Prior Sales Transactions
- 21** Median Estimated Home Value

Access Properties Anywhere

When you save a property on the narpr.com website, it also appears in your saved properties in the RPR app, and vice-versa. Access your saved properties from any device.

